

4

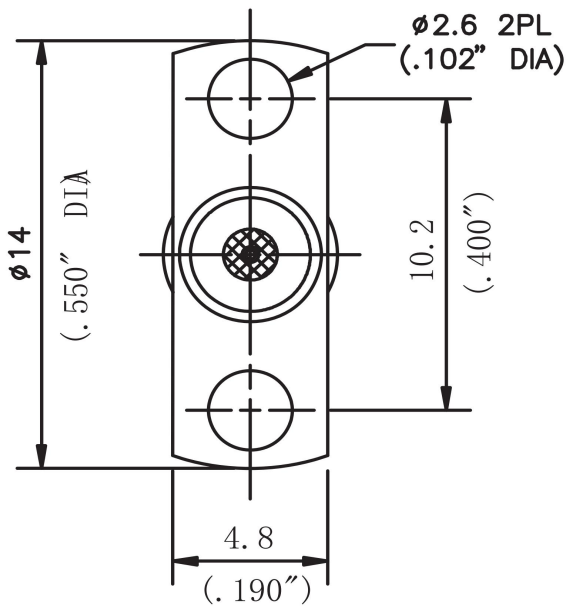
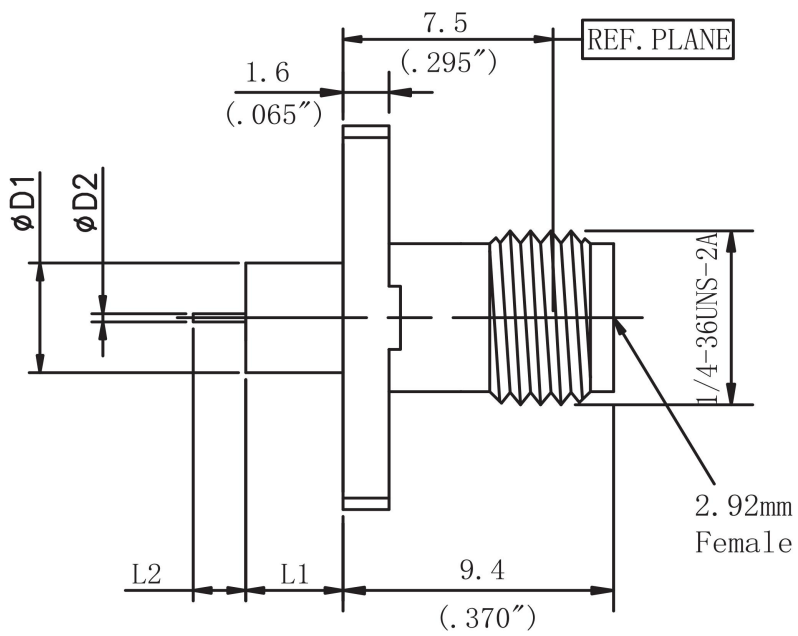
3

2

1

| | |
|---------------------------|-------------------------|
| THIS DRAWING UNPUBLISHED. | RELEASED FOR PUBUCATION |
|---------------------------|-------------------------|

| LOC | DIST | REVISIONS | | | | | |
|-----|------|-----------|-----|-----|------|-----|------|
| --- | --- | P | LTR | | DATE | DWN | APVD |
| | | --- | --- | --- | --- | --- | --- |


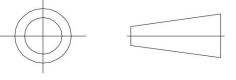


- NOTES:
- ELECTRICAL:
 - IMPEDANCE: 50Ω
 - INSULATION RESISTANCE: 5000M Ω
 - FREQUENCY RANGE: DC-40 GHz
 - DIELECTRIC WITHSTANDING VOLTAGE: 1000V MAX AT SEA LEVEL
 - VSWR: ≤1.15:1
 - INSERTION LOSS: 0.25dB (MAX)

- ENVIRONMENTAL:
 - TEMPERATURE RANGE: -55° to +165°

- MATERIAL AND FINISH:
 - INNER CONDUCTOR MATERIAL: BERYLLIUM BRONZE GOLD PLATING
 - EXTERNAL CONDUCTOR MATERIAL: STAINLESS STEEL PASSIVATED
 - INSULATOR: PTFE

| MODEL | ØD1 | ØD2 | L1 | L2 |
|--------------------------------|--------------|--------------|--------------|--------------|
| XQY-29FM0403F05-M | 4.0mm/0.158" | 0.3mm/0.012" | 1.4mm/0.055" | 1.5mm/0.059" |
| XQY-29FM0503F05-M | 4.0mm/0.158" | 0.3mm/0.012" | 3.0mm/0.118" | 1.5mm/0.059" |
| Accept custom sizes and styles | | | | |

| | | | | |
|--|--|---|---|--|
| THIS DRAWING IS A CONTROLLED DOCUMENT | | 21/10/2021 |  Shenzhen xinqiyuan Technology Co., Ltd. | |
| | | CHK | | |
| DIMENSIONSMM | | TOLERANCES UNLESS OTHERWISE SPECIFIED: ±0.1 | NAME 2.92mm Female RF Coaxial Connector Metal through | |
|  Note: Dimensions (mm / [inch]) | | APVD | SIZE A4 CAGE CODE 01021 DRAWING NO XQY-29FM0503F05-M | |
| | | APPLICATION SPEC | | |
| | | WEIGHT | | |

4

3

2

1